




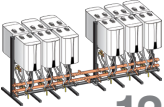


























Navien Ready-Link® manifold mounting system configurations

<p>2 Unit Side-by-Side Manifold</p>  <p>2</p>	<p>4 and 3 Unit Side-by-Side Manifold</p>  <p>7</p>	<p>3 and 3 Unit Side-by-Side Manifold (bank 1) + 3 and 3 Unit Side-by-Side Manifold (bank 2)</p>  <p>12</p>
<p>2 Unit Back-to-Back Manifold</p>  <p>2</p>	<p>4 and 4 Unit Back-to-Back Manifold</p>  <p>7</p>	<p>4 and 2 Unit Back-to-Back Manifold (bank 1) + 4 and 2 Unit Back-to-Back Manifold (bank 2)</p>  <p>12</p>
<p>3 Unit Side-by-Side Manifold</p>  <p>3</p>	<p>4 and 4 Unit Side-by-Side Manifold</p>  <p>8</p>	<p>4 and 4 Unit Side-by-Side Manifold (bank 1) + 3 and 2 Unit Side-by-Side Manifold (bank 2)</p>  <p>13</p>
<p>4 Unit Back-to-Back Manifold</p>  <p>3</p>	<p>4 and 4 Unit Back-to-Back Manifold</p>  <p>8</p>	<p>4 and 4 Unit Back-to-Back Manifold (bank 1) + 4 and 2 Unit Back-to-Back Manifold (bank 2)</p>  <p>13</p>
<p>4 Unit Side-by-Side Manifold</p>  <p>4</p>	<p>3 and 2 Unit Side-by-Side Manifold (bank 1) + 4 Unit Side-by-Side Manifold (bank 2)</p>  <p>9</p>	<p>4 and 3 Unit Side-by-Side Manifold (bank 1) + 4 and 3 Unit Side-by-Side Manifold (bank 2)</p>  <p>14</p>
<p>4 Unit Back-to-Back Manifold</p>  <p>4</p>	<p>4 and 2 Unit Back-to-Back Manifold (bank 1) + 3 Unit Side-by-Side Manifold (bank 2)</p>  <p>9</p>	<p>4 and 4 Unit Back-to-Back Manifold (bank 1) + 4 and 2 Unit Back-to-Back Manifold (bank 2)</p>  <p>14</p>
<p>3 and 2 Unit Side-by-Side Manifold</p>  <p>5</p>	<p>3 and 2 Unit Side-by-Side Manifold (bank 1) + 3 and 2 Unit Side-by-Side Manifold (bank 2)</p>  <p>10</p>	<p>4 and 4 Unit Side-by-Side Manifold (bank 1) + 4 and 3 Unit Side-by-Side Manifold (bank 2)</p>  <p>15</p>
<p>4 and 2 Unit Back-to-Back Manifold</p>  <p>5</p>	<p>4 and 4 Unit Back-to-Back Manifold (bank 1) + 2 Unit Back-to-Back Manifold (bank 2)</p>  <p>10</p>	<p>4 and 4 Unit Back-to-Back Manifold (bank 1) + 4 and 4 Unit Back-to-Back Manifold (bank 2)</p>  <p>15</p>
<p>4 and 2 Unit Side-by-Side Manifold</p>  <p>6</p>	<p>4 and 3 Unit Side-by-Side Manifold (bank 1) + 4 Unit Side-by-Side Manifold (bank 2)</p>  <p>11</p>	<p>4 and 4 Unit Side-by-Side Manifold (bank 1) + 4 and 4 Unit Side-by-Side Manifold (bank 2)</p>  <p>16</p>
<p>4 and 2 Unit Back-to-Back Manifold</p>  <p>6</p>	<p>4 and 4 unit Back-to-Back Manifold (bank 1) + 4 Unit Back-to-Back Manifold (bank 2)</p>  <p>11</p>	<p>4 and 4 Unit Back-to-Back Manifold (bank 1) + 4 and 4 Unit Back-to-Back Manifold (bank 2)</p>  <p>16</p>

NOTE: When adding additional manifolds, field adjustment of the main piping may be necessary in order to properly connect the provided flex connectors to the water heaters.

Other configurations are possible. Rack not required for wall mount. Ready-Link® Rack Base and Add-on Components sold separately.

Navien Inc.
20 Goodyear, Irvine, CA 92618
800-519-8794, Navien.com

KD NAVIEN®

RLconfig1709
©2017 Navien Inc.