



Quick Facts

NPF Series



Condensing Hydro-furnace


Heating Capacity and Efficiency

| Items | | NPF700-060U3BH | NPF700-080U3BH | NPF700-100U5CH |
|---|----------|----------------|----------------|----------------|
| Heating (gas input) natural/propane gas (BTU/h) | Max heat | 60,000 | 80,000 | 100,000 |
| | Min heat | 9,000 | 11,000 | 14,000 |
| AFUE (%) | | 97 | 97 | 97 |
| AHRI number | | 213301707 | 216051339 | 213301708 |
| Certified temperature rise range °F (°C) | Max heat | 45-75 (25-42) | | |
| | Min heat | 5-35 (3-19) | 10-40 (6-22) | 10-40 (6-22) |
| Burner control | | Modulating | | |

Airflow Capacity and Blower Data

| Items | | NPF700-060U3BH | NPF700-080U3BH | NPF700-100U5CH |
|--|----------------------|---|----------------|----------------|
| External static pressure | Heating | 0.1" to 0.8" WC | | |
| | Cooling | | | |
| Airflow delivery range [CFM] (Rated ESP) | Max heat | 720-1,200 | 950-1,200 | 1,200-2,000 |
| | Min heat | 450-1,200 | 450-1,200 | 500-2,000 |
| Nominal cooling capacity (TON) | Cooling | 1,200 | 1,200 | 2,000 |
| | @400CFM | 1.5-3.0 | 1.5-3.0 | 2.0-5.0 |
| Circulator blower | @350CFM | 1.5-3.5 | 1.5-3.5 | 2.0-5.5 |
| | DxW | 12" x 10" | 12" x 10" | 12" x 12" |
| Circulator blower | Horsepower | 1/2 | 1/2 | 1 |
| | Motor full load amps | 7.6 | 7.6 | 11.0 |
| | Motor speed & type | Variable, Electronically Commutated Motor (ECM) | | |

Components



Specifications

| Items | | NPF700-060U3BH | NPF700-080U3BH | NPF700-100U5CH |
|---|---------------------------|--|---------------------------------------|-------------------------------------|
| Installation type | | Upflow | | |
| Venting type | | Forced draft direct vent or non-direct vent | | |
| Maximum vent length | 2" | 70 ft. | | |
| | 3" | 140 ft. | | |
| Ignition | | Electronic ignition | | |
| Natural gas supply pressure (from source) | | 3.5" to 10.5" WC | | |
| Propane gas supply pressure (from source) | | 8.0" to 13.0" WC | | |
| Natural gas manifold pressure | | -0.01" to -0.02" WC | | |
| Propane gas manifold pressure | | -0.01" to -0.02" WC | | |
| Gas connection size | | 1/2" NPT | | |
| Water connection size | | 1/4" NPT | | |
| Condensate size | | 3/4" NPT | | |
| Materials | Casing | Corrosion resistant baked on pre-painted steel | | |
| | Combustion heat exchanger | Stainless steel | | |
| | Hydronic heat exchanger | Copper & aluminum | | |
| Venting | Exhaust | 2" or 3" PVC, CPVC, approved PP 2" or 3" special gas vent type BH (Class III, A/B/C) 2" or 3" SS | | |
| | Intake | 2" or 3" PVC, CPVC, PP 2" or 3" special gas vent type BH (Class III, A/B/C) 2" or 3" SS | | |
| | Vent clearance | 0" to combustibles | | |
| Safety devices | | Flame rod, ignition operation detector, water temperature high limit switch, high limit sensor for exhaust temperature, Vent Installation Detector (VID), water level sensor, burner high limit sensor, Pressure Relief Valve (PRV), leak sensor | | |
| Dimensions in (mm), WxDxH | | 17.5 x 31 x 34.5 (445 x 787 x 876) | 17.5 x 31 x 34.5 (445 x 787 x 876) | 21 x 31 x 34.5 (533 x 787 x 876) |
| Shipping weight lb (Kg) | | 145.0 (65.8) | 145.0 (65.8) | 167.6 (76.0) |
| Power supply | | 120V AC, 60 Hz | | |
| Max current (A) | | 10.9 | 10.9 | 14.3 |
| Circuit breaker amps (A) | | 15 | 15 | 20 |
| Wire size (AWG) | | 14 | 14 | 12 |

Navien reserves the right to change specifications at any time without prior notice. Please refer to www.navieninc.com to verify you have the most current information.

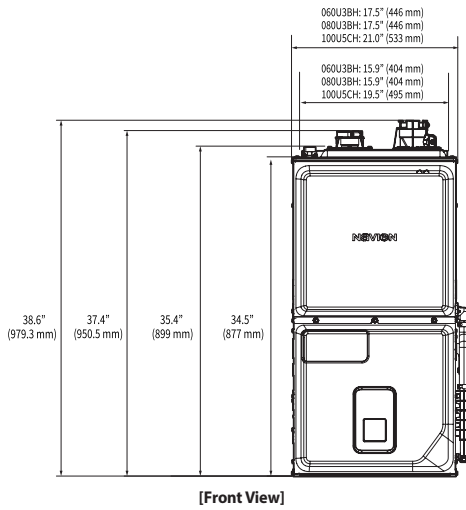
Warranty

| | Registered Furnaces | Non-Registered Furnaces |
|----------------|---------------------|-------------------------|
| Heat exchanger | Lifetime* | 20 Years** |
| Parts | 10 Years* | 5 Years** |
| Labor | 1 Year* | 1 Year** |

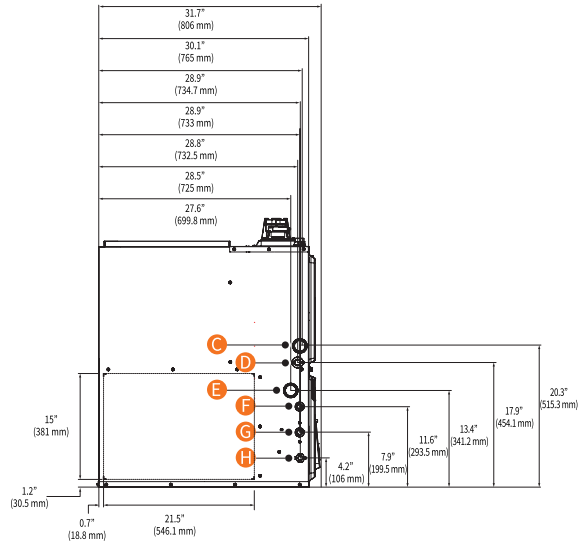
*Limited warranties to original owner in residential applications with prompt registration.
 **20-years heat exchanger, 5-year parts, and 1-year labor for non-registered furnaces.
 See warranty card for complete details and restrictions.

Dimensions

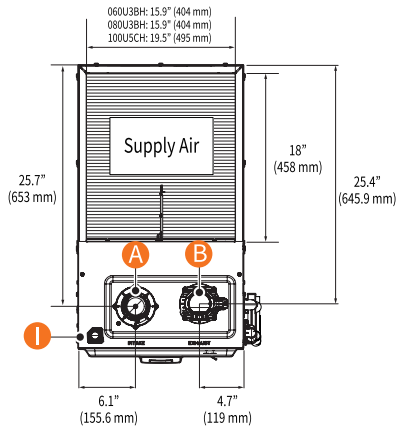
NPF700-060U3BH/080U3BH/100U5CH



[Front View]

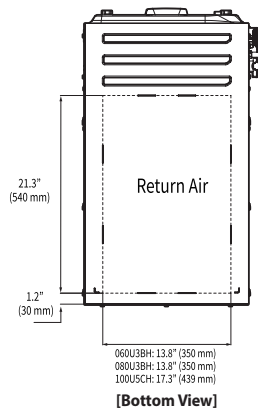


[Left Side View]

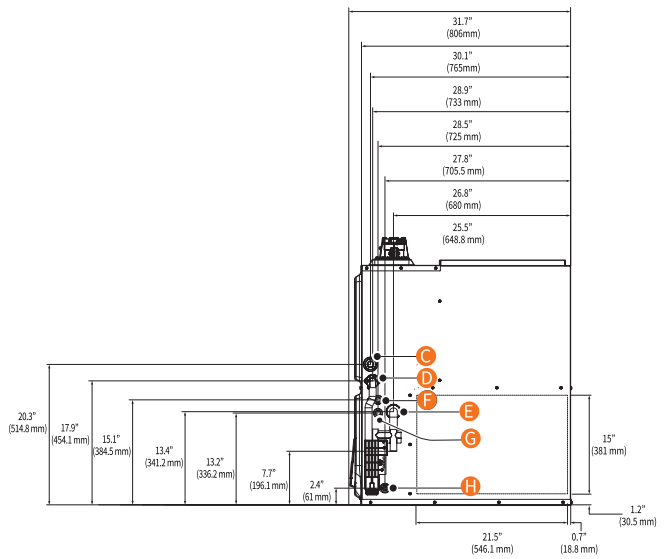


[Top View]

| Connection Size | |
|-----------------|--|
| A | Air Intake Φ 2" |
| B | Exhaust Gas Vent..... Φ 2" |
| C | Gas Connection Φ 1.8" (NPT 1/2") |
| D | Condensate Drain..... Φ NPT 3/4" |
| E | Overflow Connection..... Φ 1.8" (Ø44.5 mm) |
| F | Low Voltage Electrical Connection ... Φ 0.9" (Ø22.2 mm) |
| G | Line Voltage Electrical Connection... Φ 0.9" (Ø22.2 mm) |
| H | Water Supply Connection Φ NPT 1/4" |
| I | Pressure Relief Valve Connection ... Φ NPT 3/4" |



[Bottom View]



[Right Side View]



Navien Inc. Navieninc.com 800-519-8794
20 Goodyear, Irvine, CA 92618

We are @Navieninc everywhere



Navien Canada, Inc. Navieninc.ca 800-519-8794
555 Hanlan Rd., Unit 7, Vaughan, ON L4L 4R8

